

| Average number of cases per year in 2018-2022 | Average number of deaths per year in 2018-2022 | Number of survivors at end of 2022 (25-year prevalence) |
|---|--|---|
| <b>14,171</b>                                 | <b>4,561</b>                                   | <b>107,619</b>  |

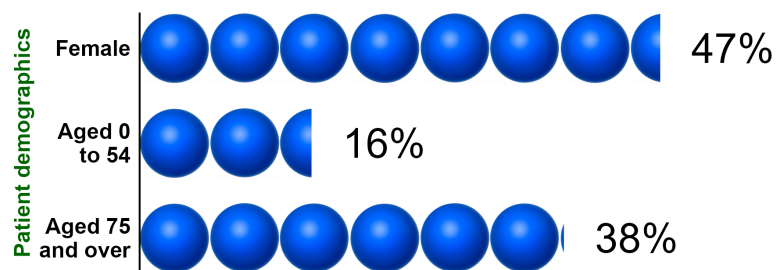
## Odds (1 in ...) of developing cancer

(Diagnosed 2018-2022)



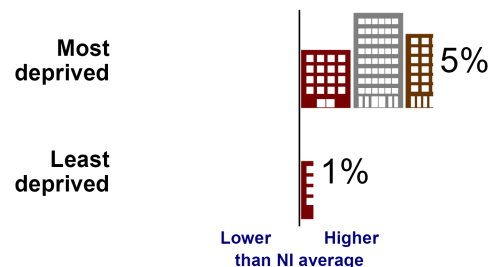
## Key characteristics

(Average number per year, Diagnosed 2018-2022)



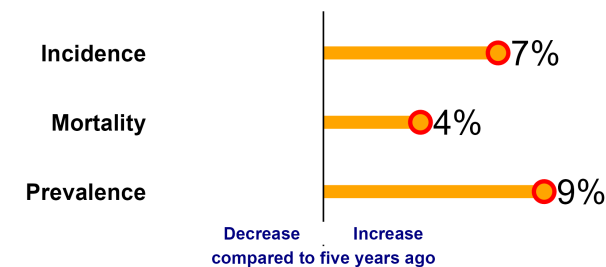
## Incidence and deprivation

(Diagnosed 2018-2022)



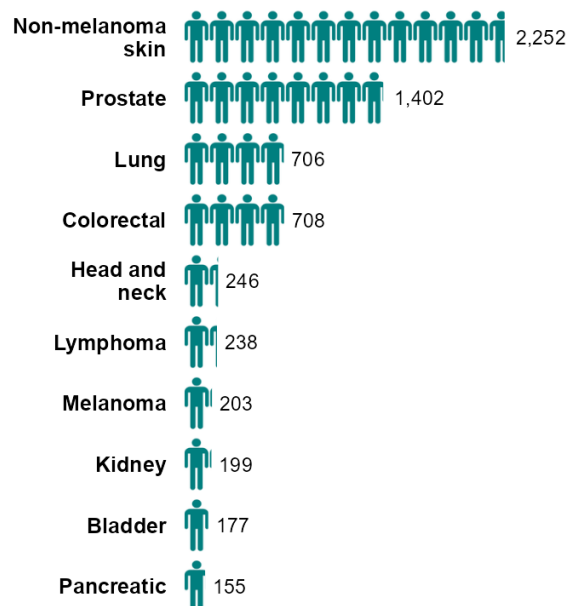
## Trends in cancer

(Cases/deaths: 2018-2022 vs 2013-2017 ; 10-year prevalence: 2022 vs 2017)



## Cancer type - Males

(Average number per year, Diagnosed 2018-2022)



## Cancer type - Females

(Average number per year, Diagnosed 2018-2022)

